


DAVANZALI

-
Window Sills



COD. EDSS-01

DIM (mm)

a = 200
b = 150
c = 60

L1 = mm
L2 = mm

COD. EDSS-02

DIM (mm)

a = 200
b = 100
c = 20

L1 = mm
L2 = mm

COD. EDSS-03

DIM (mm)

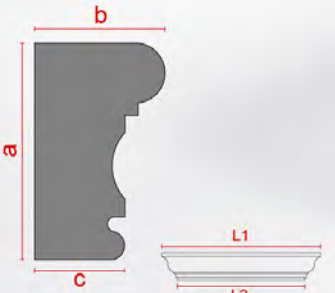
a = 220
b = 100
c = 40

L1 = mm
L2 = mm

DAVANZALI

-
Window Sills


COD. EDSS-04



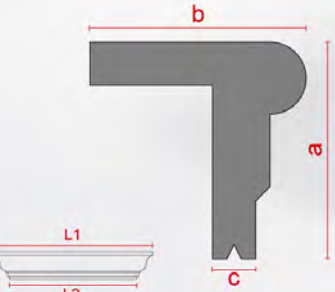
DIM (mm)

a = 150
b = 90
c = 60

L1 = mm
L2 = mm




COD. EDSS-05



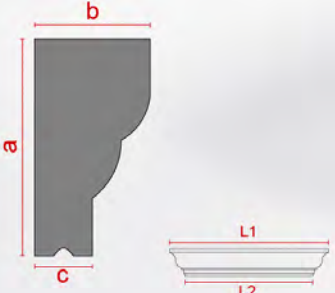
DIM (mm)

a = 150
b = 150
c = 30

L1 = mm
L2 = mm




COD. EDSS-06



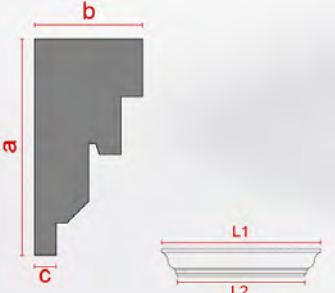
DIM (mm)

a = 150
b = 80
c = 40

L1 = mm
L2 = mm




COD. EDSS-07



DIM (mm)

a = 300
b = 150
c = 30

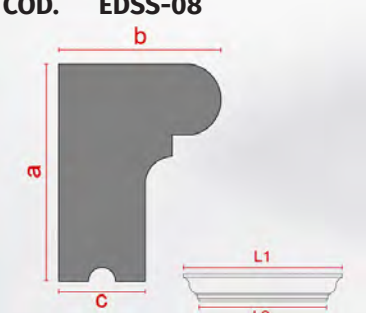
L1 = mm
L2 = mm



DAVANZALI

-
Window Sills

COD. EDSS-08

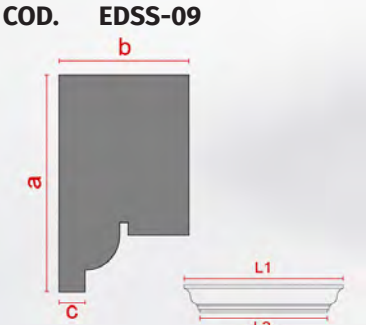


DIM (mm)

a = 80
b = 60
c = 30

L1 = mm
L2 = mm

COD. EDSS-09

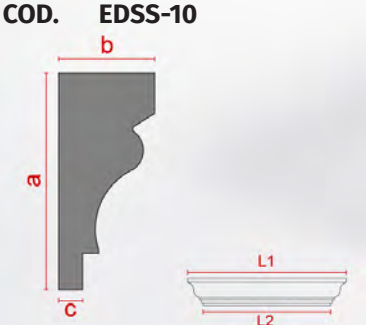


DIM (mm)

a = 250
b = 150
c = 30

L1 = mm
L2 = mm

COD. EDSS-10

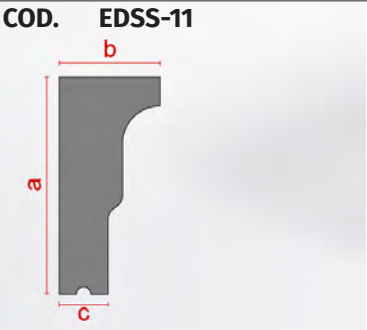


DIM (mm)

a = 270
b = 120
c = 30

L1 = mm
L2 = mm

COD. EDSS-11



DIM (mm)

a = 150
b = 70
c = 15

L1 = mm
L2 = mm